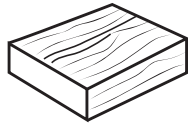


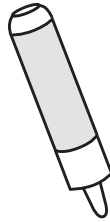
GK1238™ MULTI-GROMMET TOOL KIT



(A) Hardwood backer



(B) Hole cutter



(C) Punch



(D) Grommet



(E) Washer



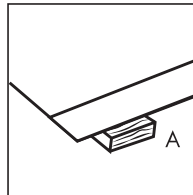
(F) Anvil

- For repairing or adding to canvas, tarpaulins, tents, awnings, sailcloth, lawn furniture, pool covers and crafting material
- Includes: six-3/8" Brass Grommets, Six-1/2" Brass Grommets, Universal Punch Body with Two Punch Heads (3/8" & 1/2"), Two-sided anvil, two hole punches and wood backer block

INSTRUCTIONS

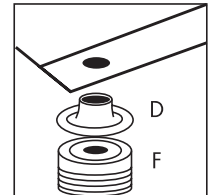
STEP 1

Place hardwood backer (A) on work surface below material you are fastening.



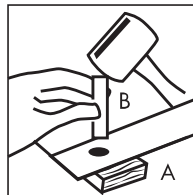
STEP 3

Place Grommet (D) (post up) on anvil (F). Center the hole in material over grommet tube.



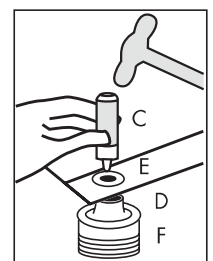
STEP 2

Place hole cutter (B) over mark and strike with a plastic mallet or ball peen hammer.



STEP 4

Place washer (E) rounded side up tightly over grommet tube and material. Insert punch (C) into tube. Strike firmly with ball peen hammer; rotate punch 1/4" turn between strikes until grommet and washer fit tightly to material.



The setting tools are not intended for extensive commercial or industrial use.

PRODUCT WARNINGS:



Wear Safety Goggles. The failure to do so may result in personal injury.

The setting tools are not intended for extensive commercial or industrial use. Using them in this manner for an extensive period may result in property damage or personal injury.



To avoid personal injury, always wear OSHA/ANSI approved eye protection (goggles, face shield) when using tools.

WARNING: This product contains one or more chemicals known to the state of California to cause birth defects and other reproductive harm and/or cancer.

Manufacturer assumes no responsibility for any product failure due to improper use or use inconsistent with these instructions.