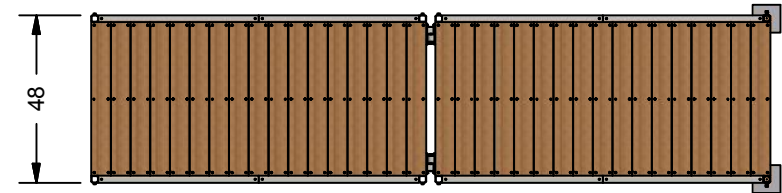
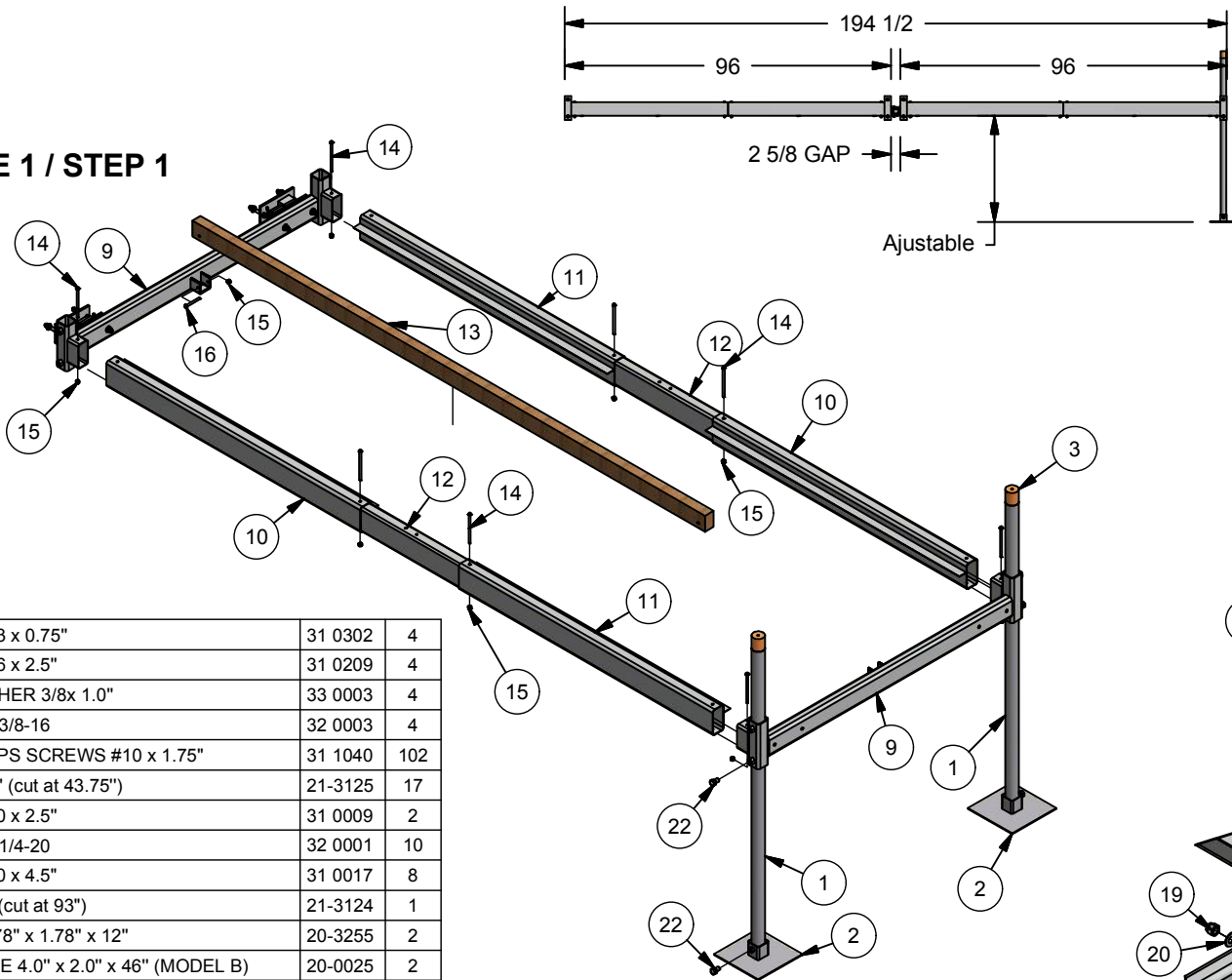


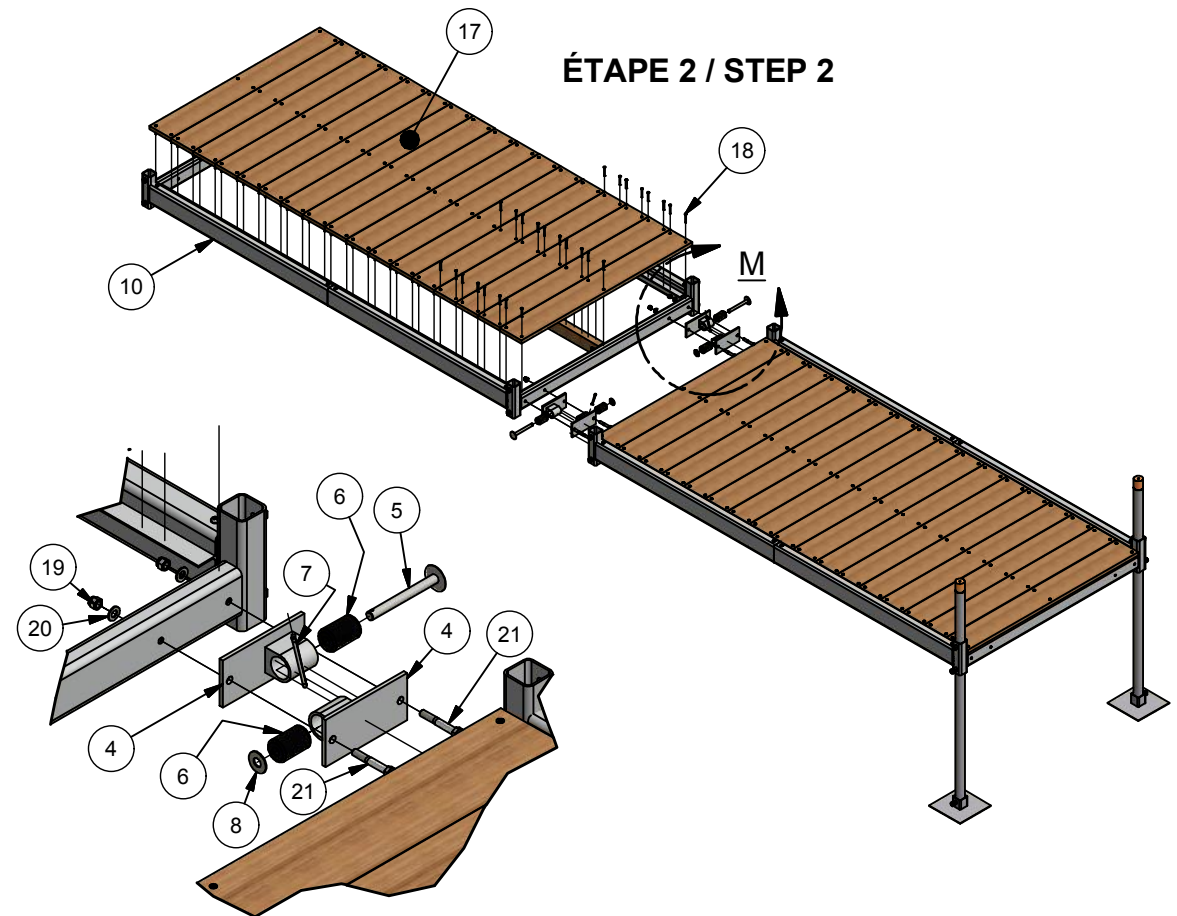
REV	DESCRIPTION	DATE	FAIT PAR
1		2014-02-28	LB

85-320F

ÉTAPE 1 / STEP 1



ÉTAPE 2 / STEP 2



22	BOLT 1/2-13 x 0.75"	31 0302	4
21	BOLT 3/8-16 x 2.5"	31 0209	4
20	FLAT WASHER 3/8x 1.0"	33 0003	4
19	LOCK NUT 3/8-16	32 0003	4
18	FLAT PHILIPS SCREWS #10 x 1.75"	31 1040	102
17	5/4" x 6" x 4' (cut at 43.75")	21-3125	17
16	BOLT 1/4-20 x 2.5"	31 0009	2
15	LOCK NUT 1/4-20	32 0001	10
14	BOLT 1/4-20 x 4.5"	31 0017	8
13	2" x 3" x 8' (cut at 93")	21-3124	1
12	SLEEVE 3.78" x 1.78" x 12"	20-3255	2
11	SIDE FRAME 4.0" x 2.0" x 46" (MODEL B)	20-0025	2
10	SIDE FRAME 4.0" x 2.0" x 46" (MODEL A)	20-0024	2
9	END SUPPORT 3.0" x 1.5" x 4"	40-4022	2
8	RONDELLE PLATE / FLAT WASHER 1/2	33-0004	2
7	GOUPILLE / COTTER PIN 3/16 x 2 1/2"	31-1029	2
6	PLASTIC BUSHING 1.25" x 2.0"	21 2006	4
5	STAINLESS PIN 1/2	40 5049	2
4	ALUMINUM HINGE	70 3058	4
3	PROTECTIVE CAP	30 0016	2
2	FOOT PAD 6" x 6"	40 2004	2
1	POST 1.66" x 4'	21 3072	2
Item	DESCRIPTION	Part #	Qté

DETAIL M